
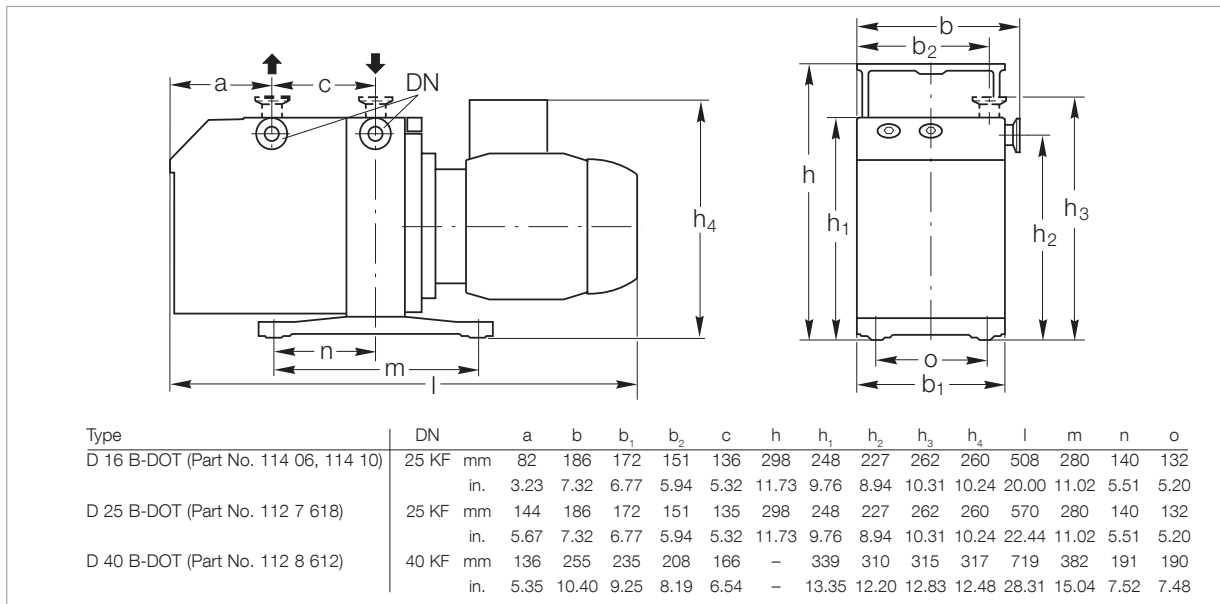


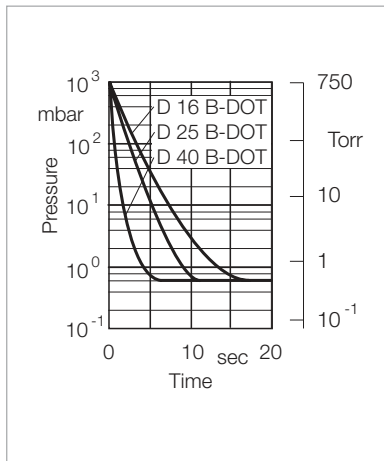
TRIVAC D 16 B-DOT to D 40 B-DOT



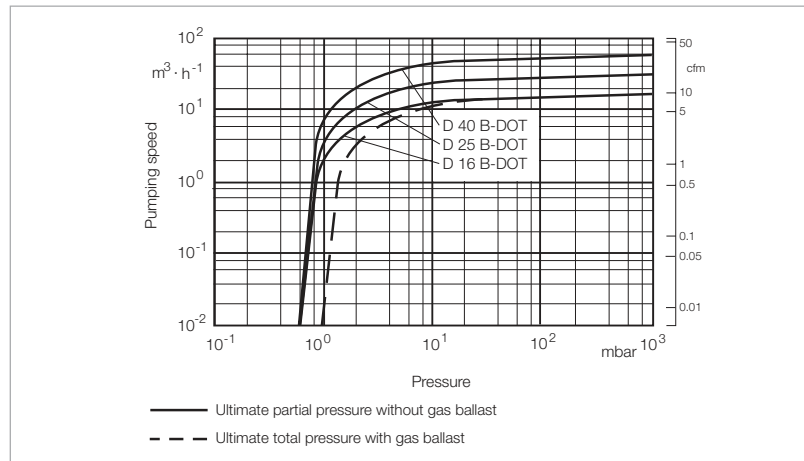
TRIVAC D 16 B-DOT



Dimensional drawing for the TRIVAC D B-DOT pumps



Pump-down characteristics of a 10 l vessel at 50 Hz



Pumping speed characteristics at 50 Hz (60 Hz curves at the end of the chapter)

Technical Data

TRIVAC D 16 B-DOT two-stage

		50 Hz	60 Hz
Nominal pumping speed ¹⁾	m ³ /h (cfm)	18.9 (11.1)	22.7 (13.4)
Pumping speed ¹⁾	m ³ /h (cfm)	16.5 (9.7)	19.8 (11.7)
Ultimate total pressure without gas ballast ¹⁾	mbar (Torr)	< 6 x 10 ⁻¹ (< 4.5 x 10 ⁻¹)	< 6 x 10 ⁻¹ (< 4.5 x 10 ⁻¹)
Ultimate total pressure with gas ballast ¹⁾	mbar (Torr)	< 9 x 10 ⁻¹ (< 6.75 x 10 ⁻¹)	< 9 x 10 ⁻¹ (< 6.75 x 10 ⁻¹)
Water vapor tolerance ¹⁾	mbar (Torr)	25 (18.75)	25 (18.75)
Water vapor capacity	g/h (lbs/h)	305 (0.672)	370 (0.815)
Brake fluid filling, min. / max.	l (qt)	0.45 / 1.0 (0.5 / 1.1)	0.45 / 1.0 (0.5 / 1.1)
Noise level to DIN 45 635, without / with gas ballast	dB(A)	54 / 56	54 / 56
Admissible ambient temperature	°C (°F)	+12 to +40 (+54 to +104)	+12 to +40 (+54 to +104)
Motor rating	W (HP)	550 (0.75)	550 (0.75)
Nominal speed	rpm	1500	1800
Type of protection	IP	2)	2)
Weight	kg (lbs)	31.7 (69.7)	31.7 (69.7)
Connections, Intake and Exhaust	DN	25 KF	25 KF

¹⁾ To DIN 28 400 and following numbers

²⁾ See paragraph "Motor Dependent Data for the TRIVAC B, BCS and BCS-PFPE"

Ordering Information

TRIVAC D 16 B-DOT two-stage

	Part No.
TRIVAC B-DOT with 3-phase motor 200-240 V (200 V IE2) / 380-400 V (380-400 V IE 2), 50 Hz / 200-240 (208-240 V EPact) / 380-480 V (416-480 V EPact), 60 Hz	114 06 114 10 (with limit switch system LSS 16-25)
AF 16-25 DOT exhaust filter	124 16
AK DOT condensate trap	110 78
Seal kit DOT	200 39 059

Technical Data

TRIVAC D 25 B-DOT

two-stage

		50 Hz	60 Hz
Nominal pumping speed ¹⁾	m ³ /h (cfm)	29.5 (17.4)	35.4 (20.9)
Pumping speed ¹⁾	m ³ /h (cfm)	25.7 (17.4)	30.8 (18.2)
Ultimate total pressure without gas ballast ¹⁾	mbar (Torr)	< 6 x 10 ⁻¹ (< 4.5 x 10 ⁻¹)	< 6 x 10 ⁻¹ (< 4.5 x 10 ⁻¹)
Ultimate total pressure with gas ballast ¹⁾	mbar (Torr)	< 9 x 10 ⁻¹ (< 6.75 x 10 ⁻¹)	< 9 x 10 ⁻¹ (< 6.75 x 10 ⁻¹)
Water vapor tolerance ¹⁾	mbar (Torr)	25 (18.75)	25 (18.75)
Water vapor capacity	g/h (lbs/h)	480 (1.058)	570 (1.257)
Brake fluid filling, min. / max.	l (qt)	0.6 / 1.4 (6.3 / 1.5)	0.6 / 1.4 (6.3 / 1.5)
Noise level to DIN 45 635, without / with gas ballast	dB(A)	54 / 56	54 / 56
Admissible ambient temperature	°C (°F)	+12 to +40 (+54 to +104)	+12 to +40 (+54 to +104)
Motor rating	W (HP)	550 (0.75)	550 (0.75)
Nominal speed	rpm	1500	1800
Type of protection	IP	2)	2)
Weight	kg (lbs)	36.0 (79.2)	36.0 (79.2)
Connections, Intake and Exhaust	DN	25 KF	25 KF

¹⁾ To DIN 28 400 and following numbers

²⁾ See paragraph "Motor Dependent Data for the TRIVAC B, BCS and BCS-PFPE"

Ordering Information

TRIVAC D 25 B-DOT

two-stage

	Part No.
TRIVAC B-DOT with 3-phase motor 200-240 V (200 V IE2) / 380-400 V (380-400 V IE 2), 50 Hz / 200-240 (208-240 V EPact) / 380-480 V (416-480 V EPact), 60 Hz	112 76 18
AF 16-25 DOT exhaust filter	124 16
AK DOT condensate trap	110 78
Seal kit DOT	200 39 059

Technical Data

TRIVAC D 40 B-DOT

two-stage

		50 Hz	60 Hz
Nominal pumping speed ¹⁾	m ³ /h (cfm)	46.0 (27.0)	55.0 (32.5)
Pumping speed ¹⁾	m ³ /h (cfm)	40.0 (24.0)	48.0 (28.0)
Ultimate total pressure without gas ballast ¹⁾	mbar (Torr)	< 6 x 10 ⁻¹ (< 4.5 x 10 ⁻¹)	< 6 x 10 ⁻¹ (< 4.5 x 10 ⁻¹)
Ultimate total pressure with gas ballast ¹⁾	mbar (Torr)	< 9 x 10 ⁻¹ (< 6.75 x 10 ⁻¹)	< 9 x 10 ⁻¹ (< 6.75 x 10 ⁻¹)
Water vapor tolerance ¹⁾	mbar (Torr)	40 (30)	40 (30)
Water vapor capacity	g/h (lbs/h)	1185 (2.612)	1420 (3.130)
Brake fluid filling, min. / max.	l (qt)	1.7 / 2.6 (1.8 / 2.7)	1.7 / 2.6 (1.8 / 2.7)
Noise level to DIN 45 635, without / with gas ballast	dB(A)	57 / 59	57 / 59
Admissible ambient temperature	°C (°F)	+12 to +40 (+54 to +104)	+12 to +40 (+54 to +104)
Motor rating	W (HP)	2200 (3.0)	2200 (3.0)
Nominal speed	rpm	1500	1800
Type of protection	IP	²⁾	²⁾
Weight	kg (lbs)	73 (161)	73 (161)
Connections, Intake and Exhaust	DN	40 KF	40 KF

¹⁾ To DIN 28 400 and following numbers

²⁾ See paragraph "Motor Dependent Data for the TRIVAC B, BCS and BCS-PFPE"

Oil Sealed
Vacuum Pumps

Ordering Information

TRIVAC D 40 B-DOT

two-stage

	Part No.
TRIVAC B-DOT with 3-phase motor 200-240 V (200 V IE2) / 380-400 V (380-400 V IE 2), 50 Hz / 200-240 V (208-240 V EPact) / 380-480 V (416-480 V EPact), 60 Hz	112 86 12
AF 40-65 DOT exhaust filter	101 15
AK DOT condensate trap	upon request
Seal kit DOT	200 39 707