
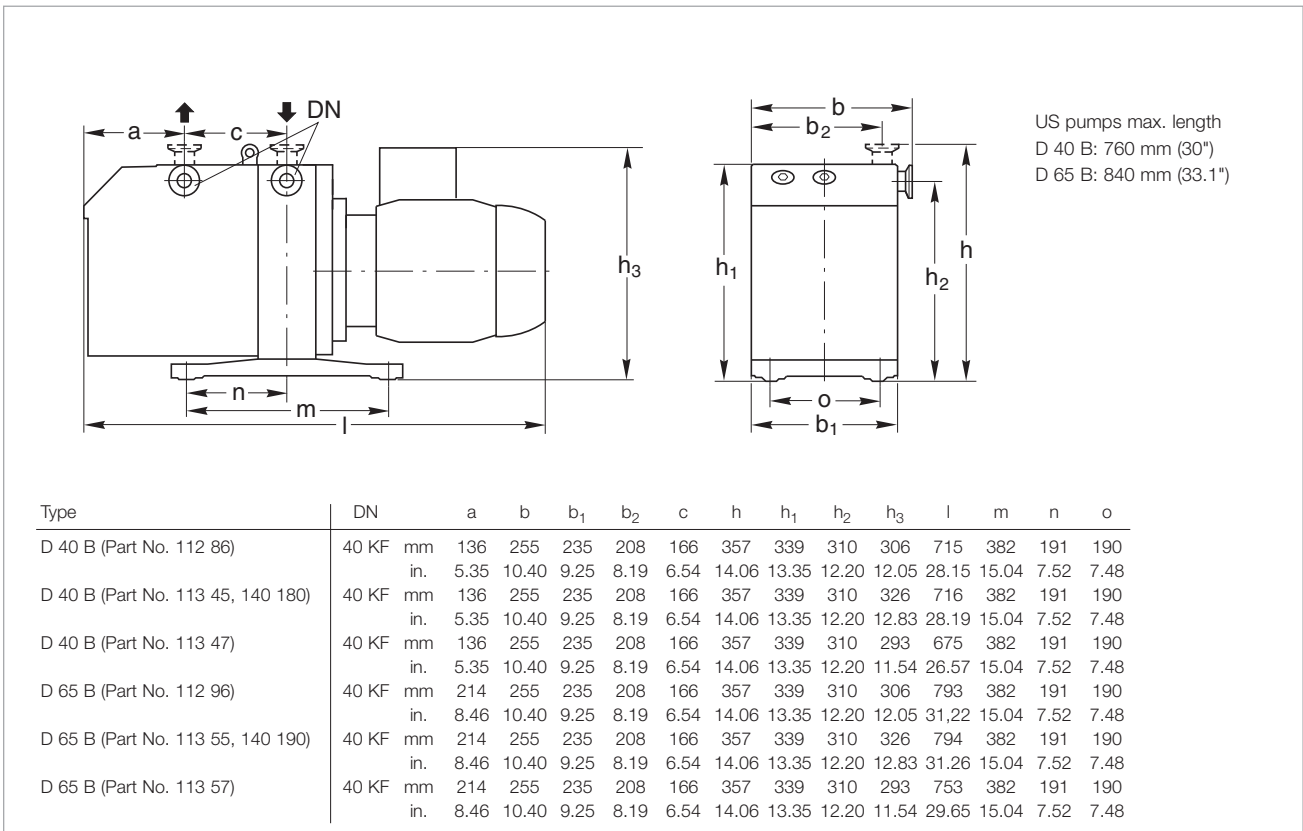


TRIVAC D 40 B and D 65 B



TRIVAC D 40 B (left) and TRIVAC D 65 B (right)



Dimensional drawing for the TRIVAC D 40 and D 65 B

Technical Data

TRIVAC D 40 B two-stage

TRIVAC D 65 B two-stage

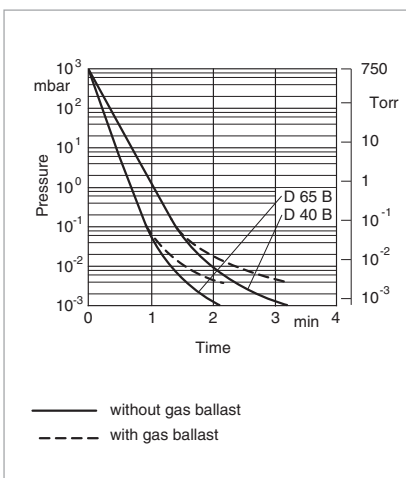
		50 Hz	60 Hz	50 Hz	60 Hz
Nominal pumping speed ¹⁾	m ³ /h (cfm)	46 (27)	55 (32.5)	75 (44)	90 (53)
Pumping speed ¹⁾	m ³ /h (cfm)	40 (24)	48 (28)	65 (38)	78 (46)
Ultimate partial pressure without gas ballast ¹⁾	mbar (Torr)	10 ⁻⁴ (0.75 x 10 ⁻⁴)	10 ⁻⁴ (0.75 x 10 ⁻⁴)	10 ⁻⁴ (0.75 x 10 ⁻⁴)	10 ⁻⁴ (0.75 x 10 ⁻⁴)
Ultimate total pressure without gas ballast ¹⁾	mbar (Torr)	< 2 x 10 ⁻³ (< 1.5 x 10 ⁻³)	< 2 x 10 ⁻³ (< 1.5 x 10 ⁻³)	< 2 x 10 ⁻³ (< 1.5 x 10 ⁻³)	< 2 x 10 ⁻³ (< 1.5 x 10 ⁻³)
Ultimate total pressure with gas ballast ¹⁾	mbar (Torr)	< 5 x 10 ⁻³ (< 3.8 x 10 ⁻³)	< 5 x 10 ⁻³ (< 3.8 x 10 ⁻³)	< 5 x 10 ⁻³ (< 3.8 x 10 ⁻³)	< 5 x 10 ⁻³ (< 3.8 x 10 ⁻³)
Water vapor tolerance ¹⁾	mbar (Torr)	40 (30)	40 (30)	40 (30)	40 (30)
Water vapor capacity	g/h	1184	1184	1925	1925
Oil filling, min. / max.	l (qt)	1.7 / 2.6 (1.8 / 2.7)	1.7 / 2.6 (1.8 / 2.7)	2.0 / 3.3 (2.1 / 3.5)	2.0 / 3.3 (2.1 / 3.5)
Noise level ²⁾ to DIN 45 635, without / with gas ballast	dB(A)	57 / 59	57 / 59	57 / 59	57 / 59
Admissible ambient temperature	°C (°F)	+12 to +40 (+54 to +104)	+12 to +40 (+54 to +104)	+12 to +40 (+54 to +104)	+12 to +40 (+54 to +104)
Motor rating ²⁾	W (HP)	2200 (3.0)	2200 (3.0)	2200 (3.0)	2200 (3.0)
Nominal speed	rpm	1420	1710	1420	1710
Type of protection ³⁾	IP	54	54	54	54
Weight ²⁾	kg (lbs)	68 (150)	68 (150)	80 (177)	80 (177)
Connections, Intake and Exhaust	DN	40 KF	40 KF	40 KF	40 KF

1) To DIN 28 400 and following numbers

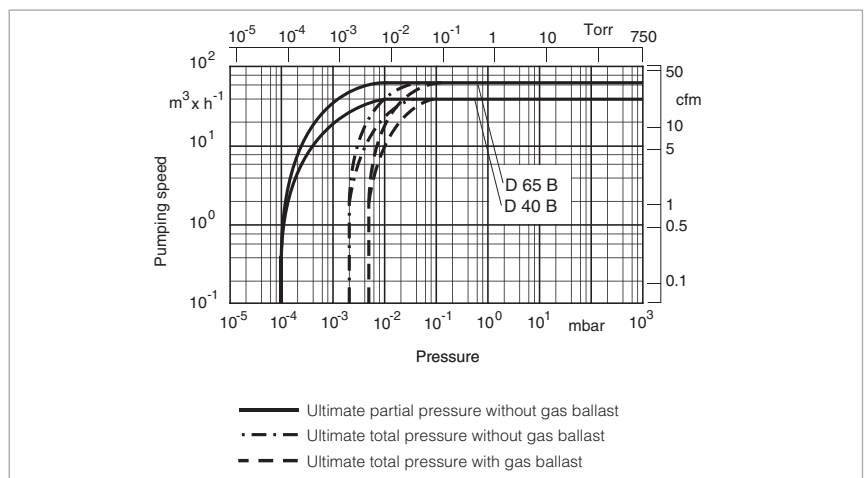
2) Weight, motor rating and noise levels for the pumps with global version 3-phase motor, 50 Hz, only.

Any data that deviate from the above for pumps with other motors, and other motor-dependent data are given in section "Products", paragraph "Motor Dependent Data for the TRIVAC B, BCS and BCS-PFPE"

3) Global versions only. North and South American versions are TEFC



Pump-down characteristics of a 100 l vessel at 50 Hz



Pumping speed characteristics at 50 Hz (60 Hz curves at the end of the section)

Ordering Information**TRIVAC D 40 B****TRIVAC D 65 B****two-stage****two-stage**

TRIVAC B		
without motor	Part No. 113 46	Part No. 113 56
with 3-phase motor		
230/400 V, 50 Hz / 250/440 V, 60 Hz ¹⁾	Part No. 112 86	Part No. 112 96
200/346 V, 50 Hz / 208/360 V, 60 Hz	Part No. 113 47	Part No. 113 57
200/346 V, 50 Hz / 208/360 V, 60 Hz ATEX Category 3 inside and 3 outside inside: II (i) 3G IIC T4 (50 Hz) outside: II (o) 3G IIC T3 (50 Hz)	Part No. 140 180	Part No. 140 190
Accessories		
Roots pump adaptor	Part No. 168 30	Part No. 168 30
FS 30-60 dust filter	Part No. 186 15	Part No. 186 15
AS 30-60 dust separator	Part No. 186 16	Part No. 186 16
MF 30-60 molecular filter	Part No. 186 17	Part No. 186 17
FA 30-60 fine vacuum adsorption trap	Part No. 187 15	Part No. 187 15
Adsorption trap with aluminium oxide	Part No. 854 16	Part No. 854 16
Activated aluminium oxide, 1.3 kg (2 l approx.)	Part No. 854 10	Part No. 854 10
AF 40-65 exhaust filter	Part No. 189 16	Part No. 189 16
AR 40-65 exhaust filter with lubricant return	Part No. 189 22	Part No. 189 22
AK 40-65 condensate trap	Part No. 188 16	Part No. 188 16
OF 40-65 mechanical oil filter	Part No. 101 92	Part No. 101 92
CF 40-65 chemical oil filter	Part No. 101 97	Part No. 101 97
Connector for gas ballast inlet M 16 x 1.5 – DN 16 KF	Part No. 168 40	Part No. 168 40
Oil drain tap M 16 x 1.5	Part No. 190 90	Part No. 190 90
Spare Parts		
Inner body	Part No. E 200 10 933	Part No. E 200 10 944
Major maintenance kit (without oil)	Part No. EK 110 002 613	Part No. EK 110 002 612
Minor maintenance kit (without oil)	Part No. EK 110 002 624	Part No. EK 110 002 624
Shaft sealing ring replacement kit	Part No. EK 110 002 629	Part No. EK 110 002 629
Small parts kit	Part No. EK 110 002 636	Part No. EK 110 002 636

¹⁾ Certification after 94/9/EG (ATEX), Category 3 inside. Inside: II (i) 3G IIC T4 (50 Hz), T3 (60 Hz)

Only available for purchase in North and South America

Ordering Information

TRIVAC D 40 B two-stage

TRIVAC D 65 B two-stage

TRIVAC B
with 3-phase motor
208-230/460 V, 60 Hz /
200-220/380 V, 50 Hz

Part No. 912 86-2

Part No. 912 96-2